

Name of Listed Equity: JARDINE HENDERSONS LTD.

Scrip Code:

Shareholding Pattern Filled under: Reg. 31(1)(b) Quarter Ended: 31/03/2016

Particulars	Yes	No
1 Whether the Listed Equity has issued any Partly Paid up shares?		No
2 Whether the Listed Equity has issued any Convertible Securities or Warrants?		No
3 Whether the Listed Equity has any shares against which Depository Receipts are issued?		No
4 Whether the Listed Equity has any shares in Locked-in?		No
5 Whether any shares held by Promoters are Fledge or otherwise encumbered?		No





TABLE I - SUMMARY STATEMENT HOLDING OF SPECIFIED SECURITIES

Date:	Name of shareholders	Nos. of Shareholders	No. of Fully Paid-up Equity Shares Held	No. of Partly Paid-up Equity Shares Held	No. of Shares Underlying Depository Receipt	Total Nos. Shares Held	Shareholding Calculated as per SCRR, 1957 As a % of (A+B+C2)	Number of Voting Rights held in each class of securities (EX)				No. of Shares Outstanding Convertible Securities	Shareholding assuming Full conversion of Convertible Securities (as a %) (XI)=(VII)+(X)	Number of Locked in Shares (XII)	Number of Shares pledged or otherwise encumbered (XIII)	Number of Equity Shares Held in demat form (XIV)
								Class X	Class Y	Total	Total as a % of total voting Rights (X)					
(I)	(II)	(III)	(IV)	(V)	(VI)	(VII)=(IV)+(V)+(VI)	(VIII)									
(A)	Promoter & Promoter Group															
(B)	Public	3431	200000			200000	100.000	200000	200000	100.000			100.000			10702
(C)	Non Promoter - Non Public															
(C1)	Shares underlying DRs															
(C2)	Shares held by Employee Trusts															
	TOTAL	3431	200000			200000	100.000	200000	200000	100.000			100.000			10702



Category	Name of shareholders	PAN	Nos. of Shareholders	No. of Fully Paid-up Equity Shares Held	No. of Partly Paid-up Equity Depository Receipts	No. of Shares Underlying Depository Receipts	Total Nos. of Shares Held	Shareholding Calculated as per SCRR, 1957 as a % of (A+B+C2)	Number of Voting Rights held in each class of securities (C)			No. of Shares Outstanding	Shareholding as a % assuming Full conversion of securities (including Warrants)	Number of Locked in shares (XII)	Number of Shares pledged or encumbered (XIII)	Number of Shares held otherwise (XIV)	Number of Equity Shares held in dematerialized form (XV)
									Class X	Class Y	Total						
(I)	(II)	(III)	(IV)	(V)	(VI)	(VII)=	(VIII)	(IX)	(X)	(XI)=	(XII)	(XIII)	(XIV)	(XV)			

(1) Institutions																	
(a) Mutual Funds																	
(b) Venture Capital Funds																	
(c) Alternate Investment Funds																	
(d) Foreign Venture Capital Investors																	
(e) Foreign Portfolio Investors																	
(f) Financial Institutions/Banks			5	73			73	0.037	73	73	0.037		0.037				
(g) Insurance Companies																	
(h) Provident Funds/Pension Funds																	
(i) Any Other																	
Foreign Institutional Investors																	
IFTI - Corporate			1	210			210	0.105	210	210	0.105		0.105				210
Sub-Total (I)(1)			6	283			283	0.142	283	283	0.142		0.142				210
(2) Central Government/State Government(s)/President of India			1	200			200	0.100	200	200	0.100		0.100				
Sub-Total (I)(2)			1	200			200	0.100	200	200	0.100		0.100				
(3) Non-Institutions																	
(a) Individuals																	
i) Individual shareholders holding nominal share capital up to Rs. 2 Lakhs.			3313	55805			55805	27.903	55805	55805	27.903		27.903				4810
ii) Individual shareholders holding nominal share capital in excess of Rs. 2 Lakhs.			5	35485			35485	17.743	35485	35485	17.743		17.743				40
G. L. MEHTA SAVITAN TRUST				12690			12690	6.345	12690	12690	6.345		6.345				
KESHU LAL MEHTA				2500			2500	1.250	2500	2500	1.250		1.250				
MEHUL MEHTA	ABRPPH047R			8414			8414	4.207	8414	8414	4.207		4.207				40
PRADIP LAL MEHTA				9381			9381	4.691	9381	9381	4.691		4.691				
SHANKAR LAL MEHTA				2500			2500	1.250	2500	2500	1.250		1.250				
(b) NEDCs registered with RBI																	
(c) Employee Trusts																	
(d) Overseas Depositors (holding DRs) (balancing figure)																	
(e) Any Other																	
Bodies Corporate			65	105045			105045	52.523	105045	105045	52.523		52.523				5479
BARAKKE INVESTMENTS AND LEASING CO. LTD.				3500			3500	1.750	3500	3500	1.750		1.750				
BEHARUR INVESTMENTS LTD.				20652			20652	10.326	20652	20652	10.326		10.326				
CELEBRITY CARTONS PACKAGING CO. PVT. LTD.	ANNDK3386H			11571			11571	5.786	11571	11571	5.786		5.786				
DHARMAJI TEA COMPANY LIMITED				10606			10606	5.303	10606	10606	5.303		5.303				
KHAT & CO. LTD.	ANNDK2918H			17968			17968	9.984	17968	17968	9.984		9.984				155
KARNATA ESTATES PRIVATE LIMITED	ANNDK9456G			5003			5003	2.502	5003	5003	2.502		2.502				5003
ANANDAL CHEMICAL INDUSTRIES				15000			15000	7.500	15000	15000	7.500		7.500				

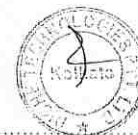


TABLE III - STATEMENT SHOWING SHAREHOLDING PATTERN OF THE PUBLIC SHAREHOLDER

Date/Name of shareholders group	PAN	Nos. of Shareholders	No. of Fully Paid-up Equity shares Held	No. of Partly Paid-up Equity shares Held	No. of Shares Underlying Depository Receipt	Total Nos. Shares Held	Shareholding Calculated as per SCRB, 1957 As a % of (A+B+C2)	Number of Voting Rights held in each class of securities (X)			No. of Shares Underlying outstanding securities	Shareholding as % assuming full conversion of convertible securities (as a % of diluted share capital) (X)=(VII)+(X) As a % of (A)+(B)+(C)	Number of Locked in shares (XII)	Number of Shares pledged or encumbered (XIII)	Number of Equity Shares Held in demat form (XIV)
								Class X	Class Y	Total					
PRIVATE LTD															
SKIPADAM INVESTMENTS LTD.			2202			2202	1.101	2202		2202					
VIIIA LEASING PVT. LTD.			14962			14962	7.481	14962		14962					
IFTI - Individual NRI / DRs Trusts Clearing Members		41	3182			3182	1.591	3182		3182					163
Sub-Total (B)(3)		3424	197517			197517	99.759	197517		197517					10492
Total Public Shareholding (B) =(B)(1)+(B)(2)+(B)(3)		3431	200000			200000	100.000	200000		200000					10702



TABLE IV - STATEMENT SHOWING SHAREHOLDING PATTERN OF THE NON PROMOTER - NON PUBLIC SHAREHOLDER

Date	Name of shareholders	IPAN	Nos. of Shareholders	No. of Fully Paid-up Equity Shares Held	No. of Partly Paid-up Equity Shares Held	No. of Underlying Depository Receipts	No. of Shares Held	Total Nos. Shares	Shareholding Calculated as per SCRR, 1957	As a % of (A+B+C2)	Number of Voting Rights held in each class of securities (EX)			No. of Shares outstanding	Shareholding as % assuming full conversion of convertible securities (including Warrants) (X)	Number of Locked in shares (XII)	Number of Shares pledged or otherwise encumbered (XIII)	Number of Equity Shares Held in dematerialized form (XIV)
											Class X	Class Y	Total					
(I)	(II)	(III)	(IV)	(V)	(VI)	(VII)=	(VIII)=(IV)+(V)+(VI)	(IX)	(X)	(XI)	(XII)	(XIII)	(XIV)	(XV)	(XVI)	(XVII)	(XVIII)	(XIX)

- (1) Custodian DR Holder
- (2) Employee Benefit Trust (under SEBI (share based Employee Benefit) Regulations, 2014)

Total Non-Promoter - Non-Public Shareholding (C)=(C1)+(C2)+(C3)

